





Of those employed in Union County, 46% are in-commuters.  
Of employed Union County residents, 52% are out-commuters.



**In-Commuters:** Individuals living outside Union County who are employed inside Union County.

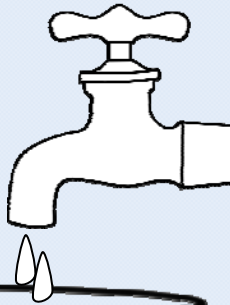
**Out-Commuters:** Individuals living in Union County who are employed outside Union County.

### In-Commuters (2015): 2,249

#### Top 5 counties people

##### commute from for work (2015)

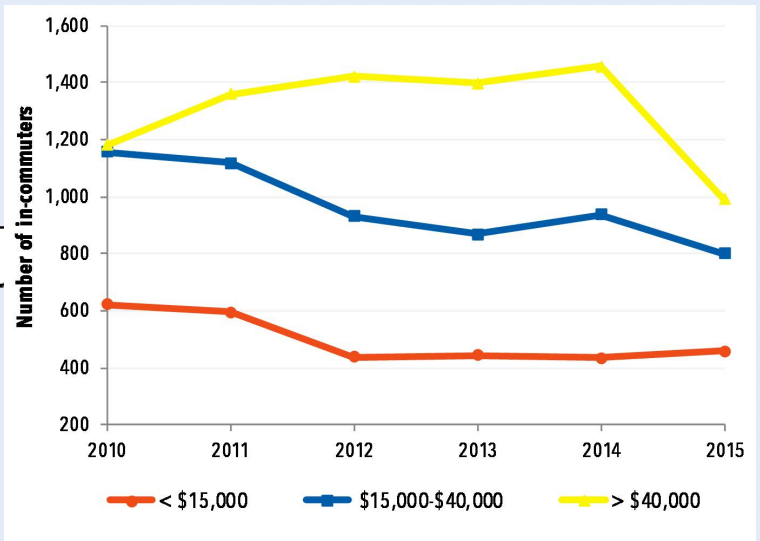
County	Count
Henderson County, KY	624
Hopkins County, KY	318
Webster County, KY	302
Crittenden County, KY	179
Daviess County, KY	141



People living and working  
in the County (2015): 2,601

Average Annual Earnings	Number of Employed
< \$15,000	568
\$15,000-\$40,000	1,096
> \$40,000	937

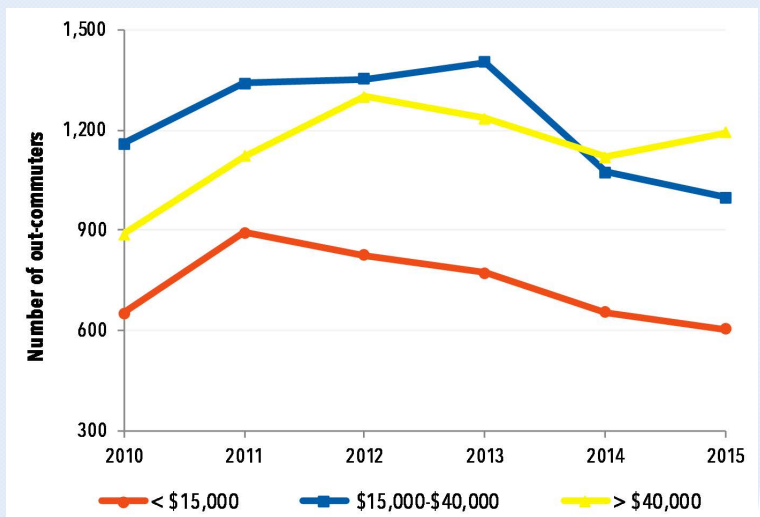
### In-Commuters by Average Annual Earnings (2010-2015)



In 2015, Union County had fewer in-commuters than out-commuters.

Since 2010, in-commuters had decreased by 24% and out-commuters increased by 4%.

### Out-Commuters by Average Annual Earnings (2010-2015)



### Out-Commuters (2015): 2,792

#### Top 5 counties people

##### commute to for work (2015)

County	Count
Henderson County, KY	740
Vanderburgh County, IN	261
Jefferson County, KY	187
Hopkins County, KY	175
Daviess County, KY	170

\*All data on this page are from CENSUS/OnTheMap